

# Welcome to Nursery



## Important Information for Parents and Carers

Name:

Start Date:



## Welcome to Nursery!

Beginning nursery is a major event in the life of a three year old and it won't be long before your child starts with us at Hollingwood Primary School. There will be lots of new things to learn and we want to help you prepare for this important event. We hope it will be a happy and memorable experience and our welcome booklet will provide all the information you need to settle your child quickly into nursery.



## Contents

Contact Information/Nursery Staff	4
Our Vision	5
Parents as Partners	6
Home visits/Start Dates	7
What happens after my child's first day?	8
How do I prepare my child for Nursery?	9
The Nursery Session	11
Behaviour	11
Collecting your child	12
Snack	13
Learning in Nursery	13-16
Clothes to Wear for Nursery	17
Toys/What to Bring to Nursery	18-19



## Contact Information

Our Contact details are:

Hollingwood Primary School  
Lilac Street  
Hollingwood  
Chesterfield  
Derbyshire  
S43 2JG

Telephone: 01246 472417

Email: [enquiries@hollingwood.derbyshire.sch.uk](mailto:enquiries@hollingwood.derbyshire.sch.uk)

Head Teacher: Mr Chris Stewart

Chair of Governors: Mrs Rebecca Vodden-Page


Phase Lead: Mrs Helen Glossop & Miss Jade Thirkell

## Nursery Staff

### Teachers

Mrs Helen Glossop (Monday, Tuesday)

Mrs Liz Berton (Wednesday, Thursday, Friday)



## Teaching Assistants

Mrs Sam Martin (Monday, Tuesday, Wednesday)

Mrs Nicola Farley (Thursday, Friday)



## Our Vision / Mission Statement

At Hollingwood Primary School we actively promote the 3 Rs: Respect, Resilience and Responsibility.

We show respect to one another by behaving in a polite, kind and courteous way. We respect the learning opportunities we are given and do what we can to reach our potential.

We show resilience in our learning. We have a growth mindset and see setbacks as an important part of the learning process. We expect learning to be challenging and we seek opportunities to

demonstrate our understanding.

We show responsibility by taking care of the school building and the resources within it as well as looking after our own belongings and those of others.

## **Parents as Partners**

We recognise the importance of parents and carers in a child's developing stages. As a primary care provider you are your child's first educators and we greatly value any input, opinions and information you can share with us about your child's learning and progress.



We produce a 'Learning Journey' within the classroom that records your child's learning and achievements during school. These books represent both child-initiated activities and directed tasks. These are always available for you to look through. We also

encourage you to contribute to these by making small observations at home on Class Dojo. For example, if your child zips their coat up for the first time or recognises numbers on houses or buses while you are out and about, these special 'wow' moments are the type of things that we'd love to hear about and they help us build up a fuller picture of your child's development and progress.

We also have a Twitter account and you can see the things we are doing in nursery as we update it regularly. A new link will be sent out in September.

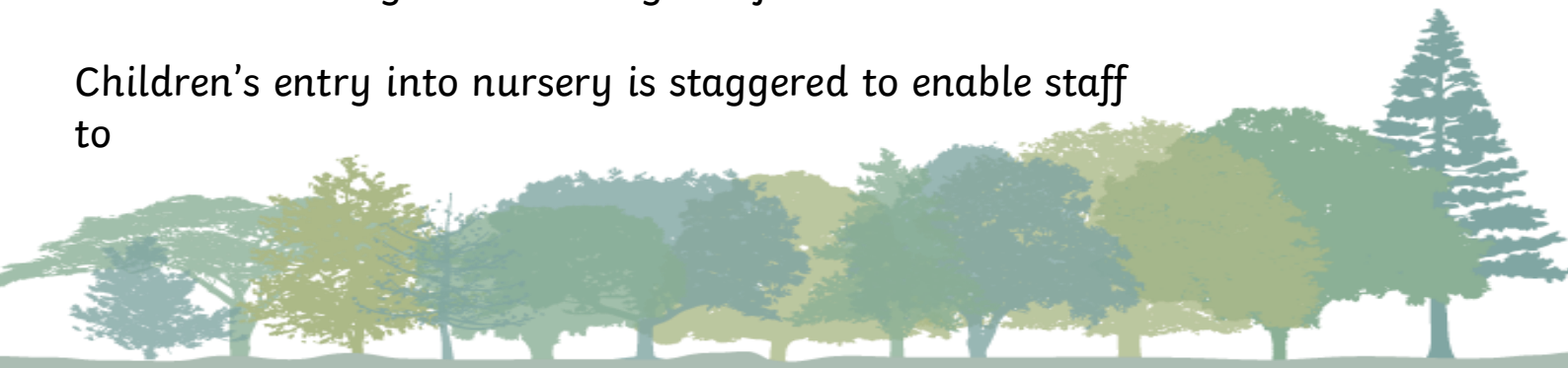
Most importantly, our family ethos is central to our school and as such, we operate an 'Open Door Policy' where parents are able to meet with staff to discuss any concerns at the earliest opportunity. Staff are usually available at 8:45am or 11:45am and 12:15pm or 3:15pm to answer any questions or alternatively contact the office via the enquiries email address previously mentioned.

Phone calls to the School Office are also welcome. The office staff will offer their assistance or will arrange an appointment with members of staff if requested.

## Home Visits/Start Dates

Settling into nursery is an important time for young children and their families. For some children this will be the first time they may have been left with another person and often the first time they have been left in a larger environment. At Hollingwood Primary School nursery we aim to make this process as smooth as possible. All children and families are unique and as such their individual needs are taken into account throughout the settling in process. Through discussion with Nursery staff, individual arrangements are agreed for each child.

Children's entry into nursery is staggered to enable staff to




spend time welcoming and settling new children. Please find your start date on the front of this booklet.

We hope that by working with yourselves we can provide the best foundation for your child's future.



## **What happens after my child's first day?**

We do ask that parents encourage their child to be as independent as possible and let them do things for themselves.



Once they settle, we hope your child will be able to..

1. Leave you easily and happily.
2. Move around the indoor and outdoor area accessing the provision independently.
3. Follow the routines and behave appropriately during their time in nursery.
4. Manage their own handwashing and toileting.



### **What can I do to prepare my child for nursery?**

- Talk to your child about starting nursery in positive terms .

- Talk to your child about the staff and use the names in this booklet to help your child become familiar with us.
- Give your child as many varied experiences as possible: drawing, painting, cooking, singing, making models, playing games, jigsaws etc.
- Get them used to: pencils, crayons, felt pens, chinks, paints, playdough, scissors.
- Share stories, books and rhymes. Read to them.
- Count everything and share things out.
- Talk to them all the time. Name familiar things and discuss what they see around them and what things are for. Talk about what you see when you are out and about. Watch people work and discuss what they are doing.
- Encourage their independence when using the toilet and praise their efforts.
- Support them to put on their own coat and shoes and to identify them.



## The Nursery Session

### 15 hours:

- 8.45am – 11.45am

### 30 hours

- 8.45am – 3.15pm
- £4 charge per day to cover staff supervision and a hot school dinner.

During each session children will access both small and large group activities as well as extended periods of 'discovery time' where they can explore their own interests and play both indoors and outdoors.

## Behaviour

In nursery we have certain sayings that we all learn and follow, these are:

- Choose it, use it, put it away
- Please don't do that I don't like it
- Kind hands, feet and words.
- Walking and talking inside.
- Running and shouting outside.





## Collecting Your Child

It is important to both arrive and collect on time.

If you will be unavoidably late picking up – please telephone the office so that we can explain this to your child.

If someone other than yourself or a regular person that we have met before is picking up, then you must phone and they must use the agreed password for collection. If we are in any doubt, we will not send the child home until we have phoned you or your emergency contact.

If you arrive after registration, you will be directed to the office so your child can be registered there.

## Snack


All children are entitled to a carton of fresh milk and a piece of fruit everyday. These are provided by school. If your child has any allergies please let the staff know.

Children will also need a clear bottle with water for them to access throughout the session. We will provide you with a school water bottle when your child starts Nursery but its essential that you label this so your child can find their own.



## Learning in Nursery

Nursery children learn together in an environment which is developed around an enquiry question each term. We pride ourselves on being an exciting and engaging place to be – encouraging our children to be independent learners through a range of practical activities. We



encourage children to lead their own learning but also encourage them to complete some focus activities each week.



In Nursery the children learn through play and real-life experiences. Their development is tracked through detailed observations and child-initiated interaction. This information is then transferred into your child's learning journey which will become a diary of information and photographs.



## The Early Years Foundation Stage (EYFS) Curriculum

In nursery, children follow the EYFS Framework. The curriculum is based upon four themes and principles:

**The Unique Child** – we understand that every child is an individual child who is capable in their own right. The holistic child has a variety of needs that need meeting over their time in nursery.

**Positive Relationships** – Social interaction is key to children's development. Children become strong, independent learners, as well as scaffolding their learning through positive social interaction.

**Enabling Environments** – Providing a safe, secure and stimulating base for your child is key to their development. The framework allows for experiences that respond to the child's individual needs/interests; as well as developing a strong partnership between practitioners, parents and carers.

**Learning and Development** – Children develop and learn in different ways. The framework covers the education and care of all children in early years provision, including children with special educational needs and disabilities

### Early Learning Goals

Within 'Development Matters' there are 3 areas of learning and 4 specific areas. The framework provides the basis of how we structure the setting, the activities and the opportunities we provide; as well as how we assess your child's development. For each of these areas your child will have an 'Early Learning Goal' to work towards which they will be expected to achieve at the end of their reception year.

## **Prime Areas**

- Communication and Language
- Personal, Social and Emotional Development
- Physical Development

## **Specific Areas**

- Literacy
- Problem Solving, Numeracy and Reasoning
- Understanding the World
- Expressive Arts and Design

## **Characteristics of Effective Learning**

- Playing and Exploring
- Active Learning
- Creating and Thinking Critically





## Clothes to Wear for School

Nursery children are required to wear uniform, wearing a uniform helps children feel part of our Hollingwood Family.

	Winter months	Alternative for Summer
Boys	Dark grey trousers White polo shirt Navy sweatshirt/Jumper (School logo optional) Dark coloured socks	Dark grey shorts Navy sun hat / cap
Girls	Dark grey skirt or trousers White polo shirt Navy sweatshirt or cardigan (school logo optional) Plain black or navy tights Dark coloured or white socks	Blue and white gingham dress White socks Navy sun hat / cap

As our learning environment is both indoors and outdoors, we ask that you make sure your child is equipped for these areas at all times of year. Please ensure their


clothing is practical and suitable due to the seasonal changes. Waterproof jackets, wellies and winter clothing for cold weather, sun hat and protective clothing in the summer months. We ask that sun cream is applied before the children get to school so that they are ready for the day. Unfortunately we are not allowed to apply suncream to you child.

Please make sure that you label every item of your child's clothing so we can return it to you should they take it off



## Toys

We kindly ask that your child does not bring any toys into school. We have plenty for the children to play with and things can get lost in nursery.



## Things to bring to Nursery

- Suitable coats – nothing too special, as it is likely to get sandy, muddy or wet.
- Hats, scarves and gloves.
- Sun hats.
- Water bottles.
- A bag with a full change of clothes (to leave in nursery until needed)

**Again, please name all these items.**



If you have any questions, please don't hesitate to ask.

We look forward to working with you and your child!

